



District Report Card: 2017


State: West Bengal	District: Uttar Dinajpur
Class: 3	Subject: Language
Schools: 61	Students: 1055


Participation/Coverage


Students

<div>GENDER</div> <div></div>	Boys		Girls	
	Number	%	Number	%
	440	41.71	615	58.29

<div>AREA</div> <div></div>	Rural		Urban	
	Number	%	Number	%
	1003	95.07	52	4.93

<div>CATEGORY</div> <div></div>	SC		ST		OBC		GEN	
	Number	%	Number	%	Number	%	Number	%
	250	23.70	33	3.13	162	15.36	610	57.82

<div>CWSN</div> <div></div>	LD	VI	HI	S&LD	ID	Oth
	2	1	1	1	1	1

<div>Management</div> <div></div>	Government		Government-aided	
	Number	%	Number	%
	652	61.80	403	38.20

Average Performance of Students in Language (%)

Overall	Gender		Area		Management		Social Group			
	Male	Female	Rural	Urban	Govt.	Aided	SC	ST	OBC	GEN
69.87	70.23	69.62	69.01	86.54	64.10	79.21	73.95	76.57	71.85	67.31

Performance on Learning Outcomes (LOs)

Learning Outcomes	Description	Average Performance(%)
L304	Reads small texts with comprehension i.e., identifies main ideas, details, sequence and draws conclusions	71.03
L312	Reads printed scripts on the classroom walls: poems, posters, charts etc.	67.55

Range of Performance of Students who Answered Correctly							
Below 30%		30% - 50%		50% - 75%		Above 75%	
Number	%	Number	%	Number	%	Number	%
74	7.01	149	14.12	339	32.13	493	46.73

Lowest Performing Learning Outcomes (LOs)

1 - Reads printed scripts on the classroom walls: poems, posters, charts etc. (67.55)

2 - Reads small texts with comprehension i.e., identifies main ideas, details, sequence and draws conclusions (71.03)